



# Structural system XF

## System information



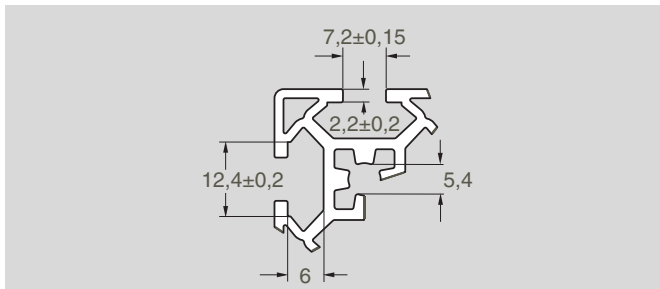
### Features



The FlexLink XF system includes two basic beam types:

- support beams (XFBM) in cross-sectional dimensions 30 mm × 30 mm and 30 mm × 60 mm
- several enclosure beams (XFEB) intended for enclosure frameworks.

### T-slot dimensions



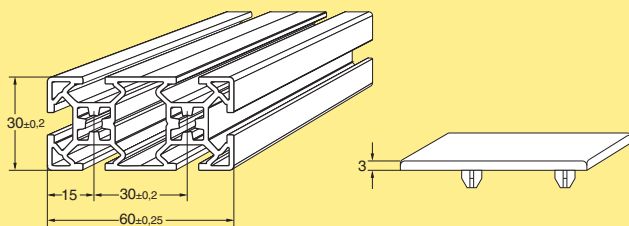
# Beams XF

## Beam specifications

Beam type	Cross-section mm <sup>2</sup>	Weight kg/m	I <sub>x</sub> mm <sup>4</sup> ×10 <sup>4</sup>	I <sub>y</sub> mm <sup>4</sup> ×10 <sup>4</sup>	W <sub>x</sub> mm <sup>3</sup> ×10 <sup>3</sup>	W <sub>y</sub> mm <sup>3</sup> ×10 <sup>3</sup>
XFBM ...x30	345	0,93	3,00	3,00	2,00	2,00
XFBM ...x30x60	582	1,57	21,3	5,29	7,11	3,53
XFEB ...x30	342	0,92	2,99	2,99	1,99	1,99
XFEB ...x30 T3	340	0,91	2,92	3,01	1,95	2,00
XFEB ...x30 T2	340	0,91	2,94	2,94	1,96	1,96
XFEB ...x30/30	236	0,64	-	-	-	-
XFEB ...x30/45	254	0,69	-	-	-	-
XFEB ...x30/60	194	0,52	-	-	-	-

## Support beams

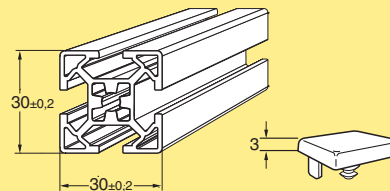
### Support beam 30x60



Beam 30 mm × 60 mm  
Aluminium, anodized  
Length 3 m (3030 ±5 mm)  
Length to order (30- 3000 mm) **XFBM 3x30x60**  
**XFBM Lx30x60**  
End cap, polyamide, grey **XFBE 30x60\***

*T-slot dimensions: See page 283.*  
*Beam weight: 1,57 kg/m*  
*\*Note. Must be ordered in multiples of 10*

### Support beam 30x30

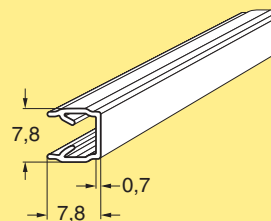


Beam 30 mm × 30 mm  
Aluminium, anodized  
Length 3 m (3030 ±5 mm)  
Length to order (30- 3000 mm) **XFBM 3x30**  
**XFBM Lx30**

End cap, polyamide, grey **XFBE 30\***

*T-slot dimensions: See page 283.*  
*Beam weight: 0,93 kg/m*  
*\*Note. Must be ordered in multiples of 10*

### Cover strip



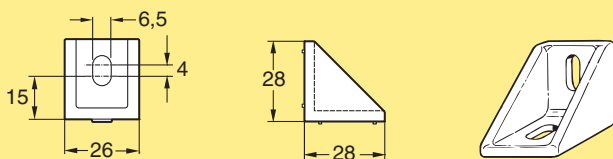
Cover strip for T-slot  
Length 3 m  
Polyvinyl chloride, grey **XFAC 3 T**

## Beams for enclosures

FLexLink beams for enclosures: see page 286.

## Connectors XF

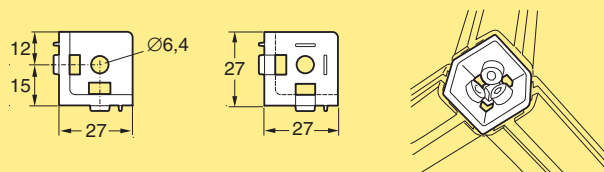
### Angle bracket, die-cast, 28x28x26



Angle bracket  
Aluminium, die-cast **XFFA 30 A**

*Mounting: MLC6S 6x12 (2), BRB 6,4x12 (2), XFAN 6 (2)*

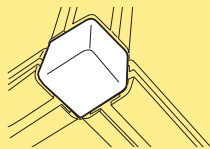
### Angle bracket for corners, die-cast



Angle bracket for corners  
Zinc, die-cast **XFFA 30 C**

*Mounting: MC6S-TT 6x30 (3)*

**End cap for corner bracket**

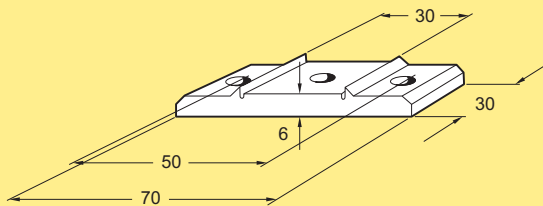


End cap for corner bracket  
Polyamide

**XFBE 30 C\***

*Note. Use XFEE 30 C when XFFA 30 C is used with enclosure beams. See page 287.  
\*Note. Must be ordered in multiples of 10*

**Mounting plate 30x70**

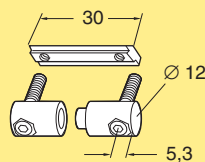


Mounting plate for beam XFBM ..x30  
Aluminium, anodized

**XFFB 30**

*Mounting: MC6S 6x14 (2), BRB 6,4x12 (2), XFAN 6 (2) and MF6S 6x30*

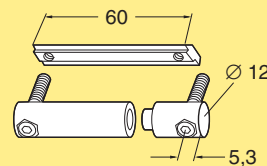
**Fastener yoke 30 mm**



Fastener yoke assembly  
Length 30 mm

**XFAF 30**

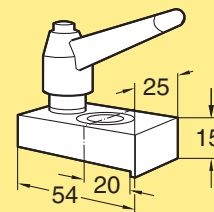
**Fastener yoke 60 mm**



Fastener yoke assembly  
Length 60 mm

**XFAF 60**

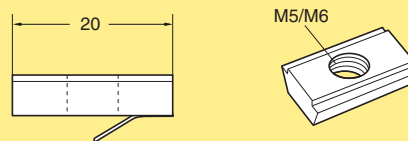
**Drill fixture**



Drill fixture for fastener yokes  
( $\varnothing 12,2$  mm)

**XFAD 12**

**T-slot nut for System XF T-slot**



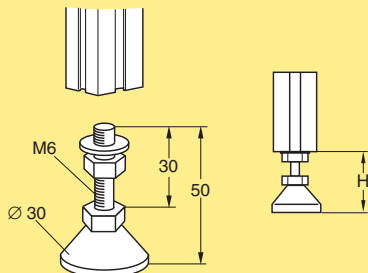
T-slot nut for XF  
Steel, zinc-chromated  
M5  
M5, multipack (500 pcs)  
M6  
M6, multipack (500 pcs)

**XFAN 5\***  
**5056131**  
**XFAN 6\***  
**5056130**

*\*Note. Must be ordered in multiples of 10*

**Feet XF**

**Adjustable foot M6**

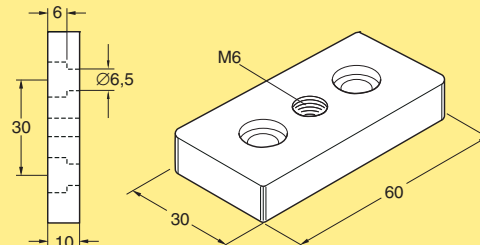


Adjustable foot  
H=28–36 mm  
Steel, electro-zinc-plated  
M6 thread

**XFFS 6x30**

*Maximum vertical load 400 N*

**End plate for beam 30x60**



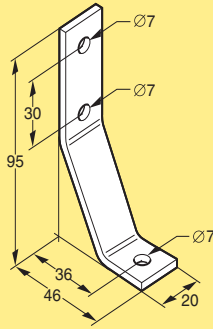
End plate for beam  
XFBM ..x30x60  
Aluminium anodized

**XFFE 30x60 M6**

*Mounting: MC6S-TT 6x30 (2)*

PO  
XS  
XL  
XLP  
X85  
X85P  
XH  
XK  
XKP  
XB  
GR  
CS  
XT  
XC  
XF  
FST  
XMY  
XLX  
XMX  
GRX  
CSX  
ELV  
CTL  
TR  
APX  
IDX

**Floor attachment bracket**



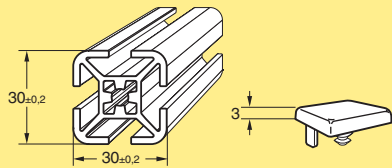
Floor attachment bracket  
Stainless steel

**XFFA 100 S**

*Including the necessary mounting hardware*

**Enclosure components XF**

**Enclosure beam 30×30, four T-slots**



Enclosure profile, square section  
30 mm × 30 mm, four T-slots

Aluminium, anodized

Length 3 m (3030 ±5 mm)

Length to order (30- 3000 mm)

**XFEB 3×30**

**XFEB L×30**

End cap, polyamide, grey

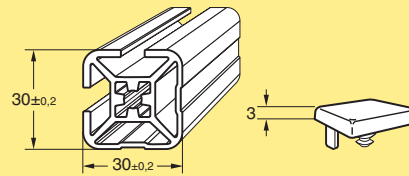
**XFEE 30\***

*With standard XF T-slots and hole for M6*

*Beam weight: 0,92 kg/m*

*\*Note. Must be ordered in multiples of 10*

**Enclosure beam 30×30, two T-slots**



Enclosure profile, square section  
30 mm × 30 mm, two T-slots

Aluminium, anodized

Length 3 m (3030 ±5 mm)

Length to order (30- 3000 mm)

**XFEB 3×30 T2**

**XFEB L×30 T2**

End cap, polyamide, grey

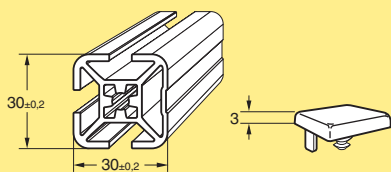
**XFEE 30\***

*With standard XF T-slots and hole for M6*

*Beam weight: 0,91 kg/m*

*\*Note. Must be ordered in multiples of 10*

**Enclosure beam 30×30, three T-slots**



Enclosure profile, square section  
30 mm × 30 mm, three T-slots

Aluminium, anodized

Length 3 m (3030 ±5 mm)

Length to order (30- 3000 mm)

**XFEB 3×30 T3**

**XFEB L×30 T3**

End cap, polyamide, grey

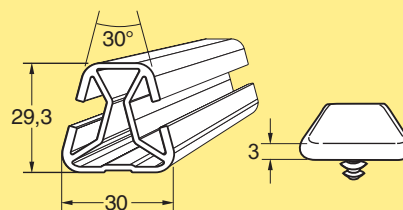
**XFEE 30\***

*With standard XF T-slots and hole for M6*

*Beam weight: 0,91 kg/m*

*\*Note. Must be ordered in multiples of 10*

**Enclosure beam, angular 30°**



Enclosure profile, 30° angular section  
30 mm × 30 mm

Aluminium, anodized

Length 3 m (3030 ±5 mm)

Length to order (30- 3000 mm)

**XFEB 3×30/30**

**XFEB L×30/30**

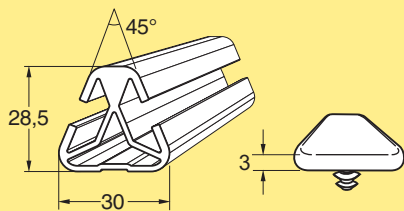
End cap, polyamide, grey

**XFEE 30/30\***

*Beam weight: 0,64 kg/m*

*\*Note. Must be ordered in multiples of 10*

**Enclosure beam, angular 45°**

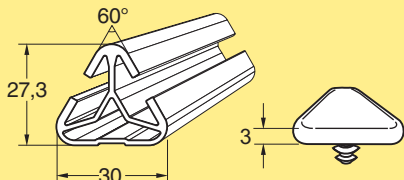


Enclosure profile, 45° angular section 30 mm × 30 mm  
 Aluminium, anodized  
 Length 3 m (3030 ±5 mm) **XFEB 3×30/45**  
 Length to order (30- 3000 mm) **XFEB L×30/45**

End cap, polyamide, grey **XFEE 30/45\***

Beam weight: 0,69 kg/m  
 \*Note. Must be ordered in multiples of 10

**Enclosure beam, angular 60°**

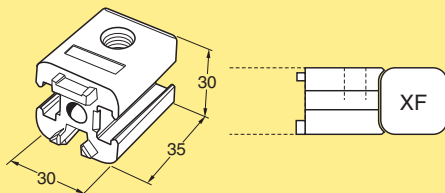


Enclosure profile, 60° angular section 30 mm × 30 mm  
 Aluminium, anodized  
 Length 3 m (3030 ±5 mm) **XFEB 3×30/60**  
 Length to order (30- 3000 mm) **XFEB L×30/60**

End cap, polyamide, grey **XFEE 30/60\***

Beam weight: 0,52 kg/m  
 \*Note. Must be ordered in multiples of 10

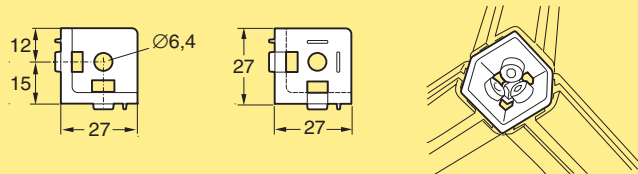
**Enclosure connector kit**



Enclosure connector kit  
 Zinc, die-cast **XFEB 30**

Including the necessary mounting hardware

**Angle bracket for corners**

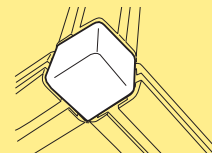


Angle bracket for corners  
 Zinc, die-cast

**XFFA 30 C**

Mounting: MC6S-TT 6×30 (3)

**End cap**



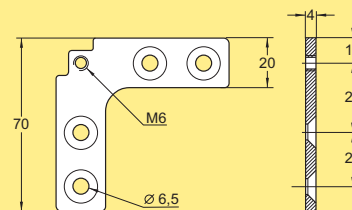
End cap for corner bracket when used with enclosure beams

Polyamide

**XFEE 30 C**

Note. Must be ordered in multiples of 10

**Corner bracket**

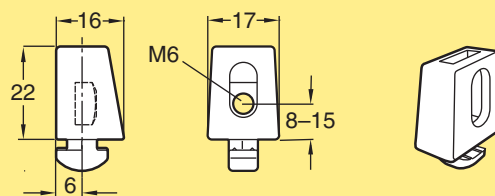


Corner bracket, four-pack kit  
 Aluminium

**5053010**

Including the necessary mounting hardware

**Multiblock**



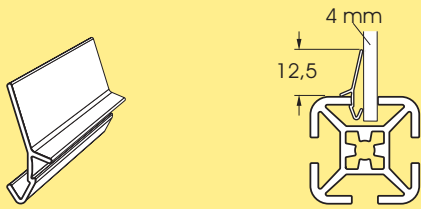
Multiblock  
 Polyamide

**XFAM 6**

Including M6 square nut

PO  
 XS  
 XL  
 XLP  
 X85  
 X85P  
 XH  
 XK  
 XKP  
 XB  
 GR  
 CS  
 XT  
 XC  
 XF  
 FST  
 XMY  
 XLX  
 XMX  
 GRX  
 CSX  
 ELV  
 CTL  
 TR  
 APX  
 IDX

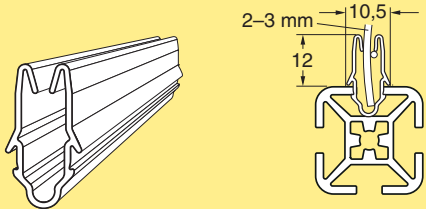
**Rim strip**



Rim strip  
Length 3 m  
Polyvinyl chloride, grey

**XFET 3 A**

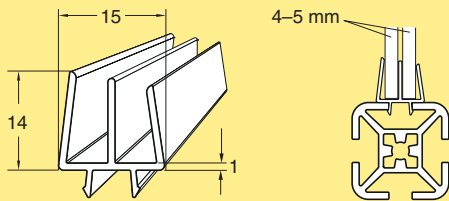
**Net strip**



Net strip  
Length 3 m  
Polyvinyl chloride, grey

**XFET 3 C**

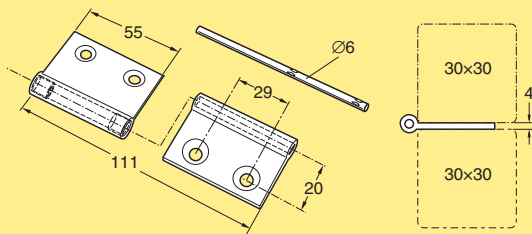
**Sliding door profile**



Sliding door profile  
Length 3 m  
Polyvinyl chloride, grey

**XFET 3 D**

**Hinge kit XF-XF**

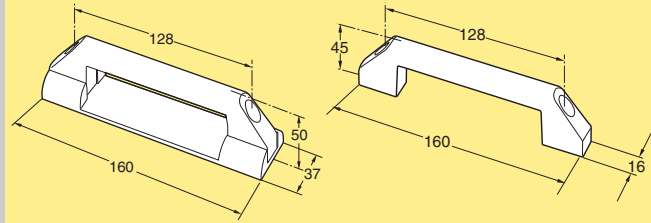


Hinge kit XF-XF  
Aluminium

**XFAH 110 B**

Including the necessary mounting hardware

**Handle assembly XC/XF, polyamide**

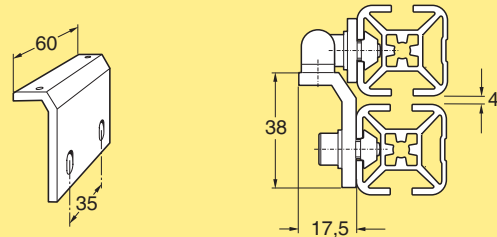


Handle assembly  
Polyamide

**XDEH 160**

Including adapter plate for XC  
Mounting XF: MC6S 5x12 (2), XFAN 5 (2)

**Ball latch lock kit XF-XF**

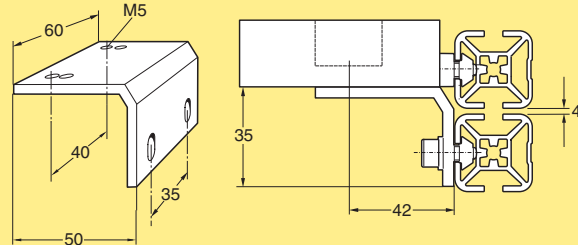


Ball latch lock kit  
Aluminium, anodized

**XFEL 60 B**

Including ball latch and the necessary mounting hardware

**Safety switch bracket kit XF-XF**

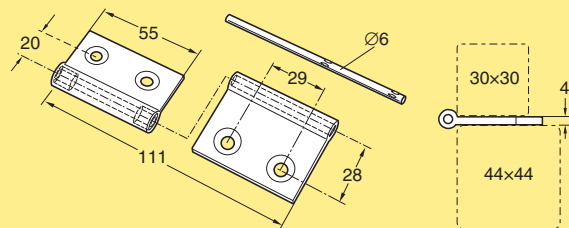


Safety switch bracket kit  
Aluminium, anodized

**XFEL 60 W**

Including the necessary mounting hardware. For safety switches Schmersal AZ 15/16-B1 and Guardmaster Trojan 5 (not included).

**Hinge kit XF-XC**

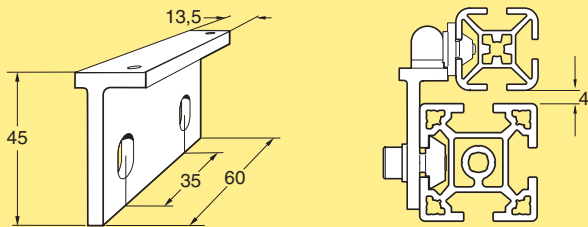


Hinge kit XF-XC  
Aluminium, anodized

**XFAH 110 A**

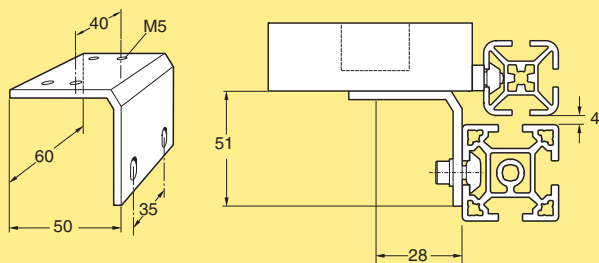
Including the necessary mounting hardware

**Ball latch lock kit XF-XC**



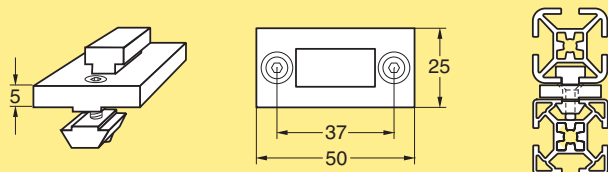
Ball latch lock kit  
 Aluminium, anodized **XFEL 60 BA**  
 Including ball latch and the necessary mounting hardware

**Safety switch bracket kit XF-XC**



Safety switch bracket kit  
 Aluminium, anodized **XFEL 60 WA**  
 Including the necessary mounting hardware. For safety switches Schmersal AZ 15/16-B1 and Guardmaster Trojan 5 (not included).

**Sliding element for T-slot**



Sliding element for T-slot  
 UHMW-PE **XFLB 25x50**  
 Including screws and nut

- PO
- XS
- XL
- XLP
- X85
- X85P
- XH
- XK
- XKP
- XB
- GR
- CS
- XT
- XC
- XF**
- FST
- XYM
- XLX
- XXM
- GRX
- CSX
- ELV
- CTL
- TR
- APX
- IDX

