

SWN WALL-MOUNTED CABINETS

info@fracksystems.se
+46 854063722



SWN WALL-MOUNTED CABINETS

SWN WALL-MOUNTED CABINETS

TECHNICAL DATA



- Compact wall-mounted cabinets designed for electrical installations.
- In the standard version they are designed for indoor applications.
- Manufactured in 20 dimensions in accordance with the chart below.
- Cabinets of non-standard dimensions are quoted individually.



TECHNICAL DATA

Material

Sheet steel

Protection degree

IP 65 in accordance with EN 60529

Surface finish

Body, door, blanking plate – Epoxide-polyester thick-texture powder paint in RAL 7035, intended for indoor usage. On customer's request, it is possible to use facade paint with improved resistance to adverse weather conditions and optional use of polyzinc base.

Mounting plate - Al-Zn coated



Note:

The body, door and blanking plate can be made of stainless steel - see page 222.



SCOPE OF DELIVERY

SWN cabinet:

body, door, mounting plate, 1 or 2 blanking plates (see pages 220-221).

Supplementary accessories (see pages 224-225):

shielding bar, earthing bar, earthing cables, wall brackets, 19" rack.

REFERENCE CHART

Width [mm]	Depth [mm]	Height [mm]					
		300	400	500	600	800	1000
Catalogue numbers of standard SWN cabinets							
200	115	WZ-SWN-302011-01-011	—	—	—	—	—
300	150	WZ-SWN-303015-01-011	—	—	—	—	—
	210	—	WZ-SWN-403021-01-011	—	—	—	—
400	150	—	—	—	—	—	—
	210	WZ-SWN-304021-01-011	WZ-SWN-404021-01-011	WZ-SWN-504021-01-011	—	—	—
	250	—	—	—	WZ-SWN-604025-01-011	—	—
	300	—	WZ-SWN-404030-01-011	WZ-SWN-504030-01-011	—	—	—
500	210	—	—	WZ-SWN-505021-01-011	—	—	—
	250	—	WZ-SWN-405025-01-011	—	WZ-SWN-605025-01-011	—	—
	300	—	—	—	WZ-SWN-605030-01-011	—	—
600	250	—	WZ-SWN-406025-01-011	—	WZ-SWN-606025-01-011	WZ-SWN-806025-01-011	WZ-SWN-106025-01-011
	300	—	—	—	—	WZ-SWN-806030-01-011	—
800	300	—	—	—	—	WZ-SWN-808030-01-011	WZ-SWN-108030-01-011

DESCRIPTION OF SWN CABINET DESIGN

Body

- The body of SWN is a tight-welded sheet metal structure. Optimised door light ensures maximum use of available space.
- A multi-folded enclosure aperture protects against dust and moisture even when the door is open.
- In the bottom of the body, there is an opening for a gland plate. Dimensions of the opening depend on cabinet dimensions.
- Inside the body there are self-tapping screws for fixing the mounting plate.
- On the rear side of the body there are cut-outs for mounting the cabinet directly on the wall or by using lifting brackets.

Door

- Cabinets are provided with a single-leaf door.
- Depending on height, either one or two locks including double-bit insert are used:
 - cabinets up to 400 mm high - one lock in the middle;
 - cabinets from 500 to 1000 mm high - two locks.
- There are hinges fixed to the door; the number depends on cabinet height: from 300 to 600 mm - two hinges, from 800 to 1000 mm - three hinges.
- Interior of the door including sealing gasket and earthing studs.
- Left or right door option.
- Maximum door opening angle 120°.

Mounting plate

- Fixed to rear side of the body.
- In cabinets up to 600 mm high the flat mounting plate is used.
- In cabinets 800 or 1000 mm high, a folded mounting plate is used to maintain appropriate stiffness.
- Mounting plate including fixing points for earthing bar.

Blanking plate - cable entry plate

- Cabinets, depending on the size, includes one or two blanking plates (see drawings on pages 220-221).
- Blanking plates are fixed by self-tapping screws.
- Includes sealing gasket and earthing stud.
- Gland cable entries available on request.

Earthing and shielding

- The door and the blanking plate including earthing studs.
- Earthing bar and shielding bar (for fixing to the mounting plate) and earthing cables are delivered as supplementary accessories.

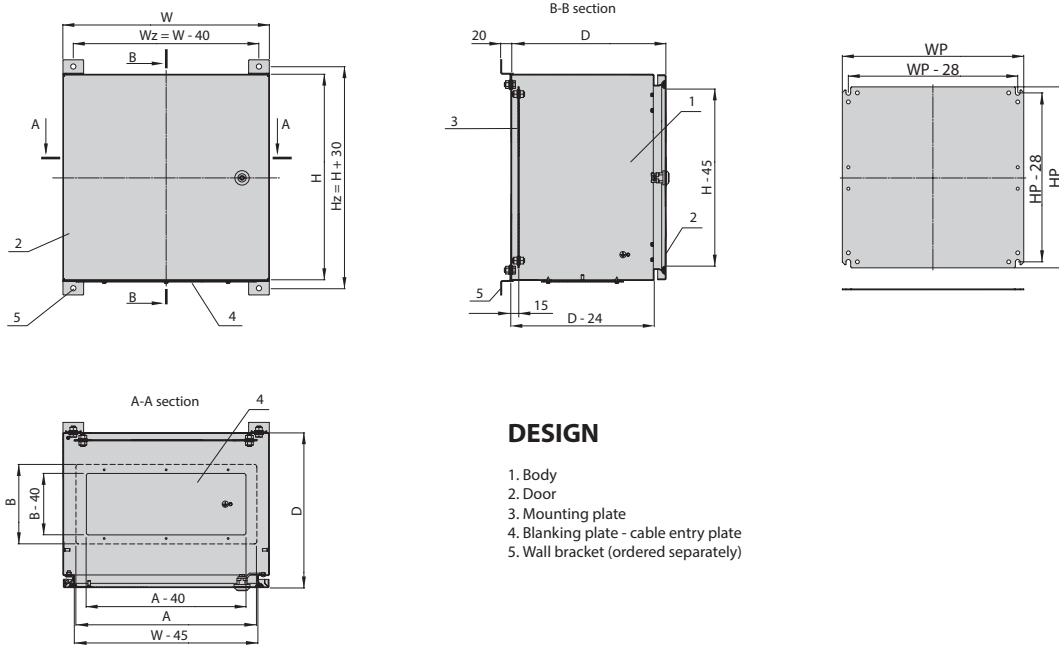


Blanking plate fixed to the cabinet's bottom

SWN WALL-MOUNTED CABINETS

DESIGN

Basic dimensions of SWN cabinets with one blanking plate - smaller cabinets



DESIGN

1. Body
2. Door
3. Mounting plate
4. Blanking plate - cable entry plate
5. Wall bracket (ordered separately)

REFERENCE CHART

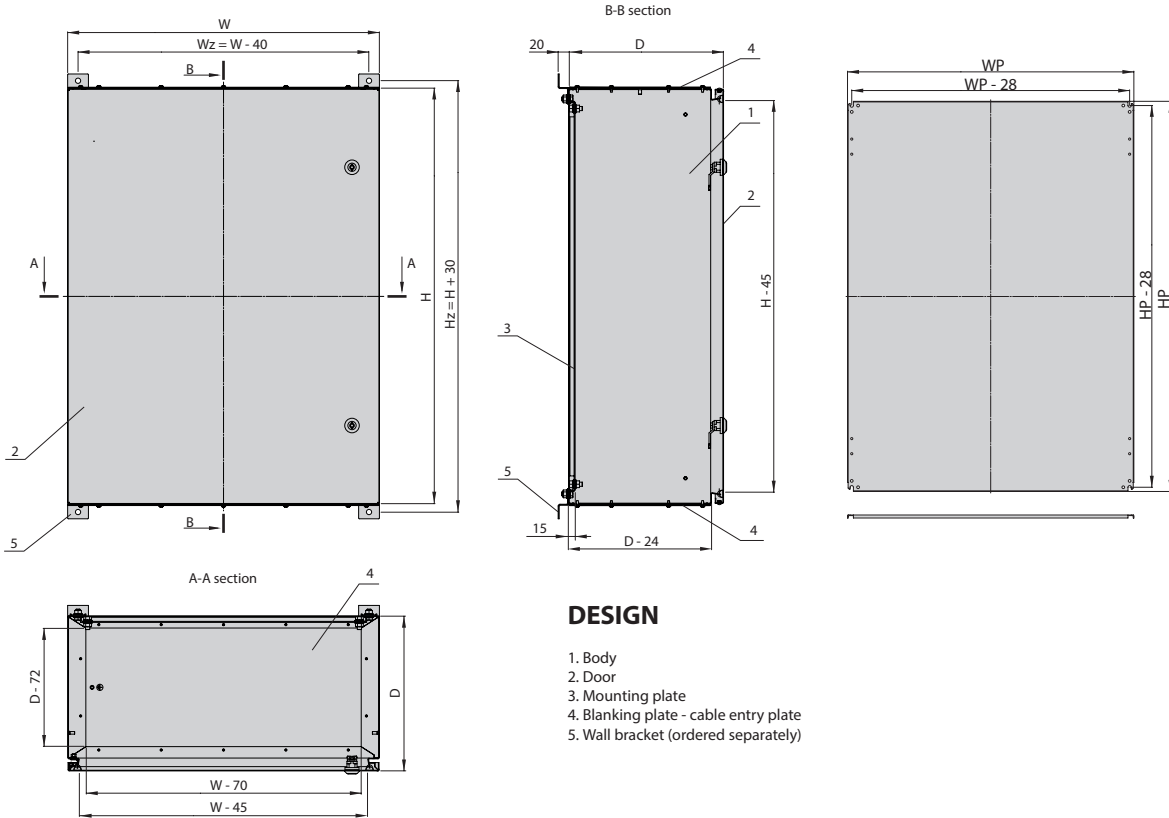
Cabinet dimensions [mm]	Height H	300			400			500			600			800			1000				
	Width W	200	300	400	300	400	400	500	600	400	400	500	400	500	500	600	600	600	800	600	800
	Depth D	115	150	210	210	210	300	250	250	210	300	210	250	250	300	250	250	300	300	250	300
Cabinet reference number		1	1	1	1	1	1			1	1	1	1								
Number of locks in the door		1	1	1	1	1	1			2	2	2	2								
Number of hinges in the door		2	2	2	2	2	2			2	2	2	2								
Mounting plate dimensions [mm]	Height HP	251	251	251	351	351	351			451	451	451	551								
	Width WP	151	251	351	251	351	351			351	351	451	351								
Blanking plate dimensions	A	172	172	341	172	341	349			341	349	341	349								
	B	82	82	101	82	101	159			101	159	101	159								

WALL-MOUNTED CABINETS



DESIGN

Basic dimensions of SWN cabinets with two blanking plates - bigger cabinets



DESIGN

- 1. Body
- 2. Door
- 3. Mounting plate
- 4. Blanking plate - cable entry plate
- 5. Wall bracket (ordered separately)

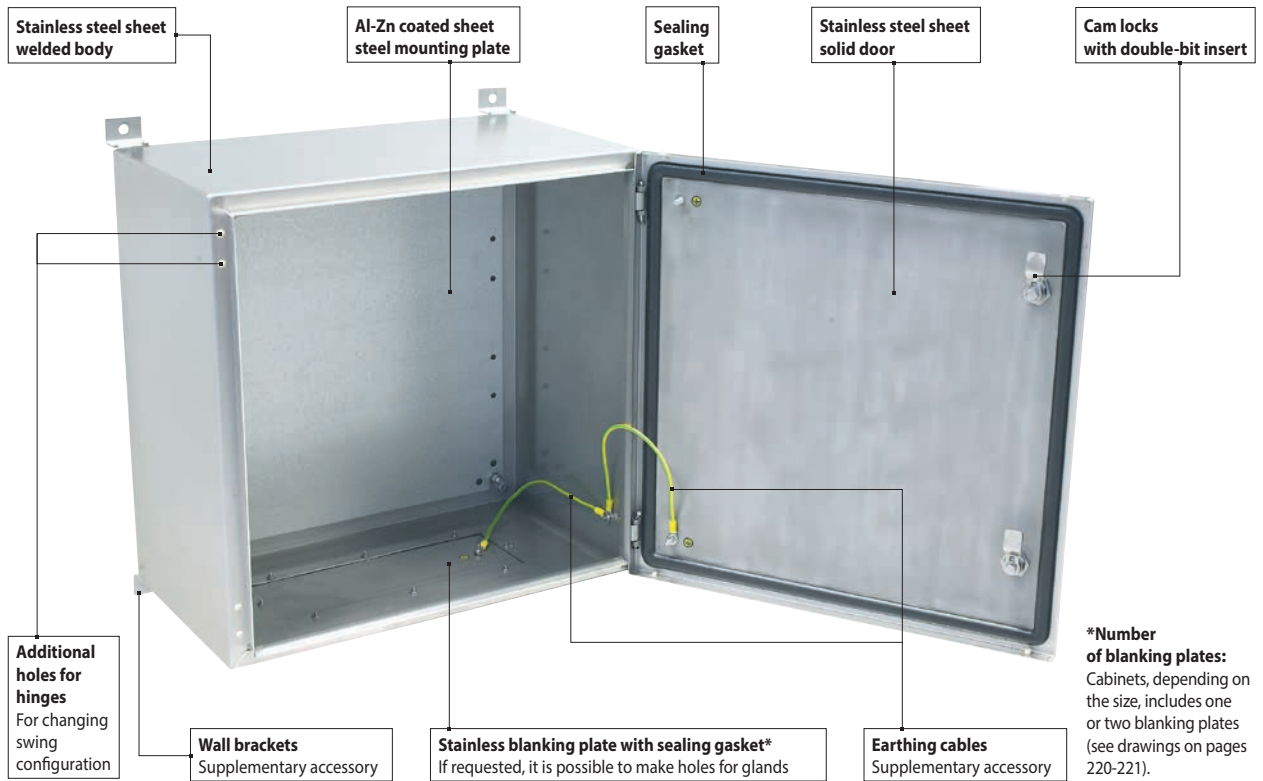
REFERENCE CHART

Cabinet dimensions [mm]	Height H	300			400				500			600				800			1000		
	Width W	200	300	400	300	400	400	500	600	400	400	500	400	500	500	600	600	600	800	600	800
	Depth D	115	150	210	210	210	300	250	250	210	300	210	250	250	300	250	250	300	300	250	300
Cabinet reference number								2	2					2	2	2	2	2	2	2	2
Number of locks in the door								1	1					2	2	2	2	2	2	2	2
Number of hinges in the door								2	2					2	2	2	3	3	3	3	3
Mounting plate dimensions [mm]	Height HP							351	351					551	551	551	751	751	751	951	951
	Width WP							451	551					451	451	551	551	551	751	551	751

SWN Inox STAINLESS STEEL WALL-MOUNTED CABINETS



- Compact, versatile, single-door wall cabinets for installation of electrical equipment to be protected against unauthorized access, dust and moisture.
- Intended for use in outdoor conditions in corrosion-aggressive environment or wherever extra hygiene is required.
- Design and reference chart of SWN Inox stainless cabinets is fully compatible with standard SWN cabinets produced by ZPAS.



***Number of blanking plates:** Cabinets, depending on the size, includes one or two blanking plates (see drawings on pages 220-221).

REFERENCE CHART

Material

Body, door, blanking plate, wall brackets

- 1.4301 stainless steel as per EN 10088, other grade possible on demand

Mounting plate

- Al-Zn coated sheet steel

Protection degree

IP 65 in accordance with EN 60529

External surface finish

Class 1 (see configurator on page 223)

Cabinet's scope of delivery

Body, door, blanking plate, mounting plate.

Supplementary accessories ordered separately

see pages 224-225

Width [mm]	Depth [mm]	Height [mm]					
		300	400	500	600	800	1000
Catalogue numbers of standard versions of SWN Inox stainless steel cabinets							
200	115	WZ-SWN-302011-N1-000	—	—	—	—	—
	300	150	WZ-SWN-303015-N1-000	—	—	—	—
210		—	WZ-SWN-403021-N1-000	—	—	—	
400	150	—	—	—	—	—	
	210	WZ-SWN-304021-N1-000	WZ-SWN-404021-N1-000	WZ-SWN-504021-N1-000	—	—	
	250	—	—	—	WZ-SWN-604025-N1-000	—	
	300	—	WZ-SWN-404030-N1-000	WZ-SWN-504030-N1-000	—	—	
500	210	—	—	WZ-SWN-505021-N1-000	—	—	
	250	—	WZ-SWN-405025-N1-000	—	WZ-SWN-605025-N1-000	—	
	300	—	—	—	WZ-SWN-605030-N1-000	—	
600	250	—	WZ-SWN-406025-N1-000	—	WZ-SWN-606025-N1-000	WZ-SWN-806025-N1-000	WZ-SWN-106025-N1-000
	300	—	—	—	—	WZ-SWN-806030-N1-000	—
800	300	—	—	—	—	WZ-SWN-808030-N1-000	WZ-SWN-108030-N1-000

Note: Cabinet body and door can be additionally powder painted - see configurator on page 223

STAINLESS STEEL WALL-MOUNTED CABINETS **SWN Inox**



SWN Inox cabinet 800 x 800 x 300 mm, cat. no. WZ-SWN-808030-N1-000, two blanking plates (upper and bottom)

WALL-MOUNTED CABINETS **SWN & SWN Inox**

CATALOGUE NUMBER - SWN AND SWN INOX CABINET CONFIGURATOR

WZ-SWN-XXXXXX-XX-XXX

Reference number
specifies the cabinet's overall dimensions (see reference chart)

Cabinet colour:
000 - without paint 011 - RAL 7035 161 - RAL 9005

Cabinet material (body, door, blanking plates):
01 - carbon steel
N1 - Inox - AISI 304 stainless steel, surface finish class 1
N2 - Inox - AISI 304 stainless steel, surface finish class 2

Width [mm]	Depth [mm]	Height [mm]					
		300	400	500	600	800	1000
200	115	302011	—	—	—	—	—
	150	303015	—	—	—	—	—
300	210	—	403021	—	—	—	—
	150	—	—	—	—	—	—
400	210	304021	404021	504021	—	—	—
	250	—	—	—	604025	—	—
	300	—	404030	504030	—	—	—
500	210	—	—	505021	—	—	—
	250	—	405025	—	605025	—	—
	300	—	—	—	605030	—	—
600	250	—	406025	—	606025	806025	106025
	300	—	—	—	—	806030	—
800	300	—	—	—	—	808030	108030


Surface finish classes for standard stainless steel products manufactured in ZPAS

Class 1
Grinded sheet metal (4NT), reconstructed structure from the outside after weld treatment, structure crossing only where this cannot be avoided. Welds and pressure welds cleaned from chips from the inside, etched by submersion (inside and outside), possible slight discolouration only where welded.

Class 2
Grinded sheet metal (4NT), external welds cleaned with a hand-held glazing calender – larger overflows can be sanded locally after welding. Welds and pressure welds cleaned from chips from the inside, untreated, acceptable discolouration after welding and pressure welding.

SWN WALL-MOUNTED CABINETS

SUPPLEMENTARY ACCESSORIES



Shielding bar

Fixed to the mounting plate by insulators (fixing points are made during assembly). Threaded holes M5 for fixing wires.

Material

Copper bar 30 x 4 mm.

Scope of delivery

Shielding bar with 2 insulators and screws for fixing on the mounting plate.

For cabinets width [mm]	Length of the bar [mm]	Package	Catalogue number
200 - 400	130	1 pc.	WZ-2285-10-01-000
500 - 800	230	1 pc.	WZ-2285-10-02-000



Earthing set

Consists of an earthing bar and 2 earthing cables.

Earthing bar

- Fixed to mounting plate by distance pins (standard mounting plate includes fixing points for earthing bar).
- Threaded holes M5 for fixing wires.

Earthing cables

- Insulated copper wires for joining removable elements of the cabinet with earthing bar or directly with cabinet's body.
- With contact eyes.


Material

Galvanised steel rail 30 x 4 x 170 mm

Copper cables, full section 6 mm²

Scope of delivery

Set: earthing bar 170 mm long with distance pins, washers and nuts for fixing to mounting plate, 2 grounding cables 300 mm long, fixing accessories.



Package	Catalogue number
1 set	WZ-2285-13-00-000

Set of wall brackets for wall mounting

Wall brackets are fixed to openings in the rear side of the cabinet horizontally or vertically.
 Diameter of openings: 10 mm.
 Spacing between rear side of the cabinet and the wall: 20 mm.
 1 set = 4 brackets per cabinet.

Material

Al-Zn coated sheet steel.

Scope of delivery

Set: 4 wall brackets with screws, nuts and washers for fixing to the rear side.



Package	Catalogue number
1 set = 4 pcs.	WZ-2285-14-00-000

19" rack for SWN cabinets

It is used for mounting 19" devices inside SWN cabinets with a width of 600 mm.
 It consists of 2 mounting profiles or mounting angles and 4 brackets with fixing accessories.
 For installing the rack inside the cabinet, the openings intended also for mounting hinges are used.

Material

Al-Zn-coated steel sheet

Scope of delivery

2 mounting profiles or mounting angles, 4 brackets with fixing accessories.

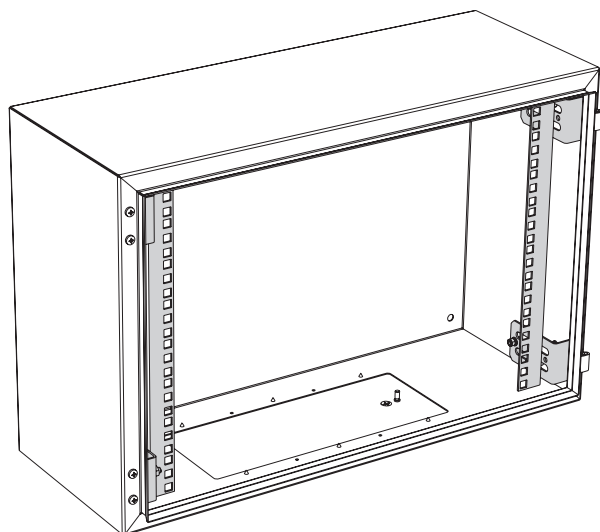


Rack made of 19" mounting angles

Rack made of 19" mounting profiles


Product name	For SWN cabinet		Usable height [U = 44.45 mm]	Catalogue number
	Width [mm]	Height [mm]		
Rack made of 19" mounting angles	600	400	8 U	WZ-5922-02-01-000
		600	12 U	WZ-5922-02-02-000
		800	17 U	WZ-5922-02-03-000
		1000	21 U	WZ-5922-02-04-000
Rack made of 19" mounting profiles	600	400	8 U	WZ-5922-02-05-000
		600	12 U	WZ-5922-02-06-000
		800	17 U	WZ-5922-02-07-000
		1000	21 U	WZ-5922-02-08-000

Package: 1 set



SWN cabinet's body with installed rack made of 19" mounting angles

SWN WALL-MOUNTED CABINETS - CUSTOMIZED VERSIONS



SWN IP65 cabinet with mounting plate and 19" rack, powder painted in RAL 7035 (light grey).
External dimensions: height 575 mm, width 600 mm, depth 400 mm. Usable height 12 U. Versions with solid and glazed doors.



SWN Inox IP65 cabinet with mounting plate, 19" rack and rain hood.
External dimensions: height (with hood) 606 mm, width 600 mm, depth 400 mm. Usable height 12 U



IP65 Emergency Cabinets made on the basis of SWN cabinets, can be used, for example, in tunnels



See the video:
zpas.pl/qr/f06