


# Your expert for modern gluing, frame and work piece presses



**FEICHTNER**  
**Maschinenbau**



Gramsham 2 · D-84550 Feichten/Alz  
Phone: +49-8623-7035 · Fax: +49-8623-7036  
info@feichtner-maschinenbau.de  
www.feichtner-maschinenbau.de

# Your expert for modern gluing, frame and work piece presses

For almost 25 years we have been manufacturing robust and precise gluing and frame presses. We individually manufacture each custom-made product in the shortest possible time, f. e. longer, higher, double-sided, pneumatic, electro-hydraulic with several control circuits, devices for gluing and mounting, f. e. work pieces mitered, gluing tables and chairs, etc.

We also rebuild old presses and repair old cylinders of most of the machines. We manufacture all parts and machines in our own workshop. All holes are drilled on our Alzmetall drilling machine.

And that's how you reach us:




**FEICHTNER**  
**Maschinenbau**



Gramsham 2 · D-84550 Feichten/Alz  
Phone: +49-8623-7035 · Fax: +49-8623-7036  
info@feichtner-maschinenbau.de  
www.feichtner-maschinenbau.de

# Contents

Page

	Frame press RPZ 3000	4
	Frame press RP 3000	5
	Frame press RPW 3000	6
	Frame press RPW 3000 plus	7
	Multifunction press RPZ 3000 Vario	8/9
	Multifunction press RPZ 3000	10/11
	Block press 6000	12/13
	Frame press with electro-hydraulic	14
	Gluing press VLP 2500	15
	Gluing press LEIMO	16
	Gluing press LEIMO pro	17
	Scissor lifting table SHT 300/500	18/19
	Scissor lifting table (electric)	20/21
	Double scissor lifting table (electric)	22/23



## RPZ 3000

A frame press with very stable base frame made of thick-walled hollow profiles, press units zinc galvanized, all components are bolted so that the press can be set up anywhere. The base frame has a high construction, the angular accuracy is guaranteed by a cross-bracing. The press units are ball bearing guided and have a 50 mm precision hole pattern. Stable cylinders with 40 mm piston diameter serve as pressure units, every cylinder has a shut-off valve, the pressure per cylinder is 2.5 tons and 90 mm way. The press is universally applicable for frames, plates, stair steps, stair stringers and as a work piece press. The press has a central manual hydraulics but is also possible with electro-hydraulics.

Clamping dimensions: (HxW) 1600 x 2900 mm – at frames 1600 x 2600 mm


Machine dimensions: (L x W) 3050 x 750 mm – Height with chassis 2120 mm

### Basic equipment:

4 press units with central hand hydraulics on the left side, 90 degrees stop.

### Accessories:

- Electro-hydraulics with 1 or 2 control circuits
- Additional press unit for central hydraulics
- Side pressure with 2 rack and pinion gears or 2 hand hydraulic cylinders
- Side pressure with 2 cylinders for central hydraulics (only possible in conjunction with electro-hydraulics)
- Holding down device
- Chassis
- Miter gluing device
- Work piece support
- Eccentric upper stretcher
- Swiveling pressure shoes



## RP 3000


A frame press with very stable base frame made of thick-walled hollow profiles, press units zinc galvanized, all components are bolted so that the press can be set up anywhere. The base frame has a high construction, the angular accuracy is guaranteed by a cross-bracing. The press units are ball bearing guided and have a 50 mm precision hole pattern. Hand pressure cylinders with 60 mm travel way and 2 tons of pressure serve as pressure elements. Universally applicable for frames, plates and as well as a work piece press, etc.

Clamping dimensions: (HxW) 1600 x 2900 mm – at frames 1600 x 2600 mm

Machine dimensions: (LxW) 3050 x 750 mm – Height with chassis 2120 mm

### Accessories:

- Additional press unit for hand hydraulics
- Side pressure with 2 rack and pinion gears or 2 hand hydraulic cylinders
- Holding down device
- Chassis
- Miter gluing device
- Work piece support
- Eccentric upper stretcher
- Swiveling pressure shoes



## RPW 3000

A cheap frame press with the same construction principle as RP 3000. Very stable base frame, made of thick-walled hollow profiles, press units zinc galvanized and 50 mm precision hole pattern. Base frame bolted, angular accuracy is guaranteed by a cross-bracing. Universally applicable for frames, plates and as well as a work piece press, etc. The pressure element is a rack and pinion gear with a quick stroke of 140 mm and a pressure of 1000 kg.

Clamping dimensions: (HxW) 1600 x 2900 mm – at frames 1600 x 2600 mm


Machine dimensions: (LxW) 3050 x 750 mm – Height with chassis 2120 mm

### Basic equipment:

3 press units with rack and pinion gears, 90 degrees stop.

### Accessories:

- Additional press unit with rack and pinion gear
- Side pressure with 2 rack and pinion gear
- Holding down device
- Chassis
- Work piece support
- Miter gluing device
- Swiveling pressure shoes



## RPW 3000 plus

A cheap alternative to the RP 3000, same construction (design) as RP 3000. Very stable base frame, made of thick-walled hollow profiles, press units zinc galvanized and 50 mm precision hole pattern. Base frame bolted, angular accuracy is guaranteed by a cross-bracing, angular accuracy is guaranteed by a cross bracing. The pressure element is a very stable angle gear with a pressure of 3 tons and 140 mm way. The press is particularly suitable for gluing solid wood and heavy frames, but also for work pieces.

Clamping dimensions: (HxW) 1600 x 2900 mm – at frames 1600 x 2600 mm

Machine dimensions: (LxW) 3050 x 750 mm – Height with chassis 2120 mm


### Basic equipment:

3 press units with angular gear, 90 degree stop.

### Accessories:

- Additional press unit with angular gear
- Side pressure with 2 angular gears or 2 rack and pinion gears
- Holding down device
- Chassis
- Work piece support
- Eccentric upper stretcher
- Miter gluing device
- Swiveling pressure shoes





## RPZ 3000 Vario

### Work piece press with central manual hydraulics

Robust cylinders – 2.5 tons of pressure

A frame press with very stable base frame, made of thick-walled hollow profiles. Press units zinc galvanized, all components are bolted, so that the press can be set up everywhere. The base frame has a high construction, the angular accuracy is guaranteed by a cross-bracing. The press units are ball bearing guided and have a 50 mm precision hole pattern. Stable cylinders with 40 mm piston diameter serve as pressure units, every cylinder has a shut-off valve, the pressure per cylinder is 2.5 tons and 90 mm way. The press is universally applicable for frames, plates, stair steps, stair stringers and as a work piece (body) press.

The press has a central manual hydraulics but is also possible with electro-hydraulics.

Clamping dimensions: (HxW) 1600 x 2900 mm – at frames 1600 x 2600 mm

Machine dimensions: (LxW) 3050 x 750 mm – Height with chassis 2120 mm

#### Basic equipment:

- 4 press units with central manual hydraulics on the left side, 90 degrees stop,
- 1 side pressure with 2 rack and pinion gears,
- 4 Eccentric upper stretcher,
- 4 Work piece supports



Eccentric upper stretcher





Work piece support




**Accessories:**

- Electro-hydraulics with 1 or 2 control circuitsn
- Additional press unit for central hydraulics
- Side pressure with 2 hand hydraulic cylinders
- Side pressure with 2 cylinders for central hydraulics (only possible in conjunction with electro-hydraulics)
- Holding down device
- Chassis
- Miter gluing device
- Swiveling pressure shoes



Powerful press units: thick-walled hollow profile with precision hole pattern, fully zinc galvanized



## RPZ 3000

### Work piece press with electro-hydraulics


... for quick and easy manufacture of a wide variety of work pieces. Robust supports and stable pressure shoes in conjunction with the electro-hydraulics provide very fast and effortless working. The newly developed quick release device for side pressure minimizes the retrofit time. Side pressure device with central hydraulic cylinders. Optimum pressing pressure at the push of a button!

Clamping dimensions: (HxW) 1600 x 2900 mm – at frames 1600 x 2600 mm

Machine dimensions: (LxW) 3050 x 750 mm – Height with chassis 2120 mm

### Basic equipment:


4 press units with central manual hydraulics  
on the left side, 90 degrees stop.




Chassis with  
parking brake

## Accessories:

- Electro-hydraulics with 1 or 2 control circuits
- Additional press unit for central hydraulics
- Side pressure with 2 rack and pinion gears or 2 hand hydraulic cylinders
- Side pressure with 2 cylinders for central hydraulics (only possible in conjunction with electro-hydraulics)
- Holding down device
- Chassis
- Miter gluing device
- Work piece support
- Eccentric upper stretcher
- Swiveling pressure shoes



Powerful press units: thick-walled hollow profile with precision hole pattern, fully zinc galvanized



## Block press 6000

The block press 6000 is used for the common use in the woodworking industry. Thanks to its easy handling and versatile extras, this press is extremely economical and time-saving. The press is used to glue larger elements. Each long-stroke cylinder can be controlled separately from the operating unit.

Through a gearbox divider, all cylinders move evenly. Each cylinder provides a pressure of 3 tons.

This press can also be constructed according to your own ideas and wishes, there are no limits to the possibilities.

Clamping dimensions: (HxW) 2000 x 6000 mm.  
Further clamping dimensions on request.




Central operating unit



Central hydraulic unit





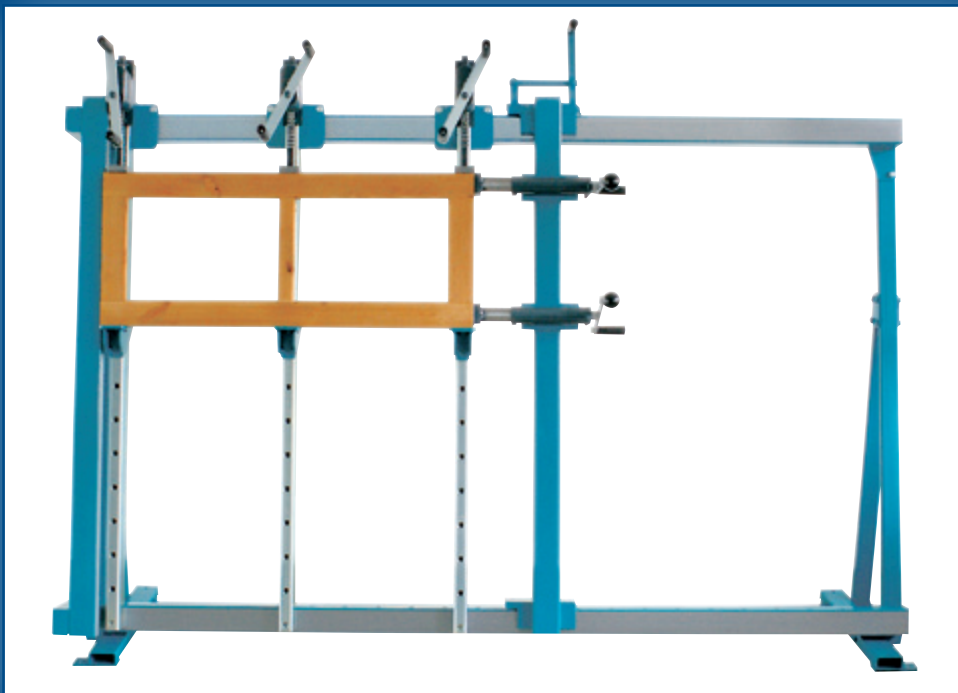
## Frame press with electro-hydraulics

... for quick and easy installation of various window frames. Robust supports and stable pressure shoes in conjunction with the electro-hydraulics provide very fast and effortless working. The newly developed quick release device for side pressure minimizes the retrofit time. Side pressure device with central hydraulic cylinders.

The use of long-stroke cylinders results in a compact design, optimal pressing pressure at the push of a button!

The production of the frame press can be manufactured according to your own specifications. Ask our expert advisor.

Clamping dimensions: (HxW) 3000 x 4500 mm



## Gluing press VLP 2500

A cheap frame press as a beginner's model with very stable base frame, bolted with thick-walled hollow profiles, press units zinc galvanized with 100 mm precision hole pattern. The press units have a ball bearing guide, for gluing surfaces, frames, work pieces, etc. As a pressure element, a rack and pinion gear with 140 mm quick lift and a pressure of 1000 kg is used.

Clamping dimensions: (HxW) 1380 x 2420 mm – at frames 1380 x 2200 mm


Machine dimensions: (LxW) 2550 x 750 mm

### Basic equipment:

3 press units with rack and pinion gears, 90 degrees stop.

### Accessories:

- Additional press unit with rack and pinion gear
- Side pressure with 2 rack and pinion gears or 2 trapezoidal spindles (Leimo)
- Holding down device
- Chassis
- Miter gluing device
- Work piece support
- Swiveling pressure shoes



## Gluing press LEIMO

A multifunctional gluing press for precise and angle-accurate installation, for gluing work pieces, frames, surfaces, etc. Pressure units made of trapezoidal spindle with thrust bearing, made of precision tubes, 2 tons of pressure and 120 mm way. Press units on ball bearing guide, zinc galvanized, with 100 mm precision hole pattern. All profiles made of thick-walled rectangular profiles.

Clamping dimensions: (HxW) 1170 x 1940 mm

Machine dimensions: (LxW) 2000 x 500 mm


### Basic equipment:

3 press units, 90 degrees stop.

### Accessories:

- Additional press unit with trapezoidal spindle
- Holding down device
- Work piece support
- Chassis





## Gluing press LEIMO pro

A multifunctional gluing- and frame press for precise and angle-accurate installation, for gluing drawers, work pieces, surfaces, etc. Pressure units made of trapezoidal spindle with thrust bearing, made of precision tubes, 2 tons of pressure and 120 mm way. Press units on ball bearing guide, zinc galvanized, with 100 mm precision hole pattern. All profiles made of thick-walled rectangular profiles.

Clamping dimensions: (HxW) 1170 x 2110 mm at frames

Clamping dimensions: (HxW) 1170 x 2420 mm surface areas

Machine dimensions: (LxW) 2550 x 500 mm

### Basic equipment:

3 press units with trapezoidal spindle, 90 degrees stop and one side pressure with 2 trapezoidal spindles.

### Accessories:

- Additional press unit with trapezoidal spindle
- Holding down device
- Work piece support
- Chassis



## Scissor lifting table SHT 300/500

Mobile scissors lift with 300 or 500 kg load capacity. Height adjustable with a hydraulic foot pump from 440–1070 mm. Chassis with 4 castors, 2 of them with parking brake, optionally with 2 fixed castors and 2 swivel castors with parking brake. High quality wheels with a diameter of 125 mm.

### Benefits:

- Fast height adjustment
- Back-friendly (ergonomic) working position
- Mobile from scissor lift to any other machine
- Very stable construction

Dimension: 700 x 1170 mm

### Accessories:

- Multiplex work plate
- Wooden perforated plate
- Perforated plate of 6 mm steel, zinc-plated





## Scissor lifting table SHT 300/500 XL

Mobile scissors lift with 300 or 500 kg load capacity. Height adjustable with a hydraulic foot pump from 440–1070 mm. Chassis with 4 castors, 2 of them with parking brake, optionally with 2 fixed castors and 2 swivel castors with parking brake. High quality wheels with a diameter of 125 mm.

### Benefits:

- Fast height adjustment
- Back-friendly (ergonomic) working position
- Mobile from scissor lift to any other machine
- Very stable construction

Dimensions: 700 x 1950 mm  
(900 x 1950 mm)

### Accessories:

- Multiplex work plate
- Wooden perforated plate
- Perforated plate of 6 mm steel, zinc-plated



## Scissor lifting table

### Electro-hydraulic with battery

Mobile scissors lift with 300 resp. 500 kg load capacity. Height adjustable with 12 Volt drive from 440–1070 mm. Chassis with 4 castors, of which 2 with parking brake. Optionally with 2 fixed castors and 2 swivel castors with parking brake. High quality wheels with a diameter of 125 mm.

#### Benefits:

- Fast height adjustment
- Back-friendly (ergonomic) working position
- Mobile from scissor lift to any other machine
- Very stable construction
- Height adjustable by push of a button
- Recharging every 4–6 weeks
- Low costs due to commercial vehicle battery

Dimension: 700 x 1170 mm  
(larger dimensions on request)

#### Accessories:

- Multiplex work plate
- Wooden perforated plate
- Perforated plate of 6 mm steel, zinc-plated

Various settings of the height, you achieve enormous relief when working on the lift table.

Low height



Highest possible height





## Scissor lifting table

### Electro-hydraulic with battery

Mobile scissors lift with 300 resp. 500 kg load capacity. Height adjustable with 12 Volt drive from 440–1070 mm. Chassis with 4 castors, of which 2 with parking brake. Optionally with 2 fixed castors and 2 swivel castors with parking brake. High quality wheels with a diameter of 125 mm.

#### Benefits:

- Fast height adjustment
- Back-friendly (ergonomic) working position
- Mobile from scissor lift to any other machine
- Very stable construction
- Height adjustable by push of a button
- Recharging every 4–6 weeks
- Low costs due to commercial vehicle battery


Dimension: 800 x 1200 mm  
(larger dimensions on request)

#### Accessories:


- Multiplex work plate
- Perforated plate of 6 mm steel, zinc-plated



Button up/down



Pump with tilt protection, 80 Amps



Pump with battery



## Double scissor lifting table

### Electric with battery

Mobile scissors lift with 700 kg load capacity. Height adjustable with an electric hydraulic pump, 12 Volt. Height adjustable from 700–2050 mm. Chassis with 4 castors, 2 of them with parking brake, optionally with 2 fixed castors and 2 swivel castors with parking brake. High quality wheels with a diameter of 125 mm.

#### Benefits:

- Fast height adjustment
- Back-friendly (ergonomic) working position
- Mobile from scissor lift to any other machine
- Assembly work overhead
- Very stable construction

Dimension: 900 x 1200 mm

#### Accessories:

- Multiplex work plate
- Wooden perforated plate
- Perforated plate of 6 mm steel, zinc-plated
- Swiveling supports

Through various height settings you can achieve tremendous easements when working on the lifting table.

Low height



Largest possible height, side view



Largest possible height, front view



Double scissor lifting table (electric)

