

# Hi-Way

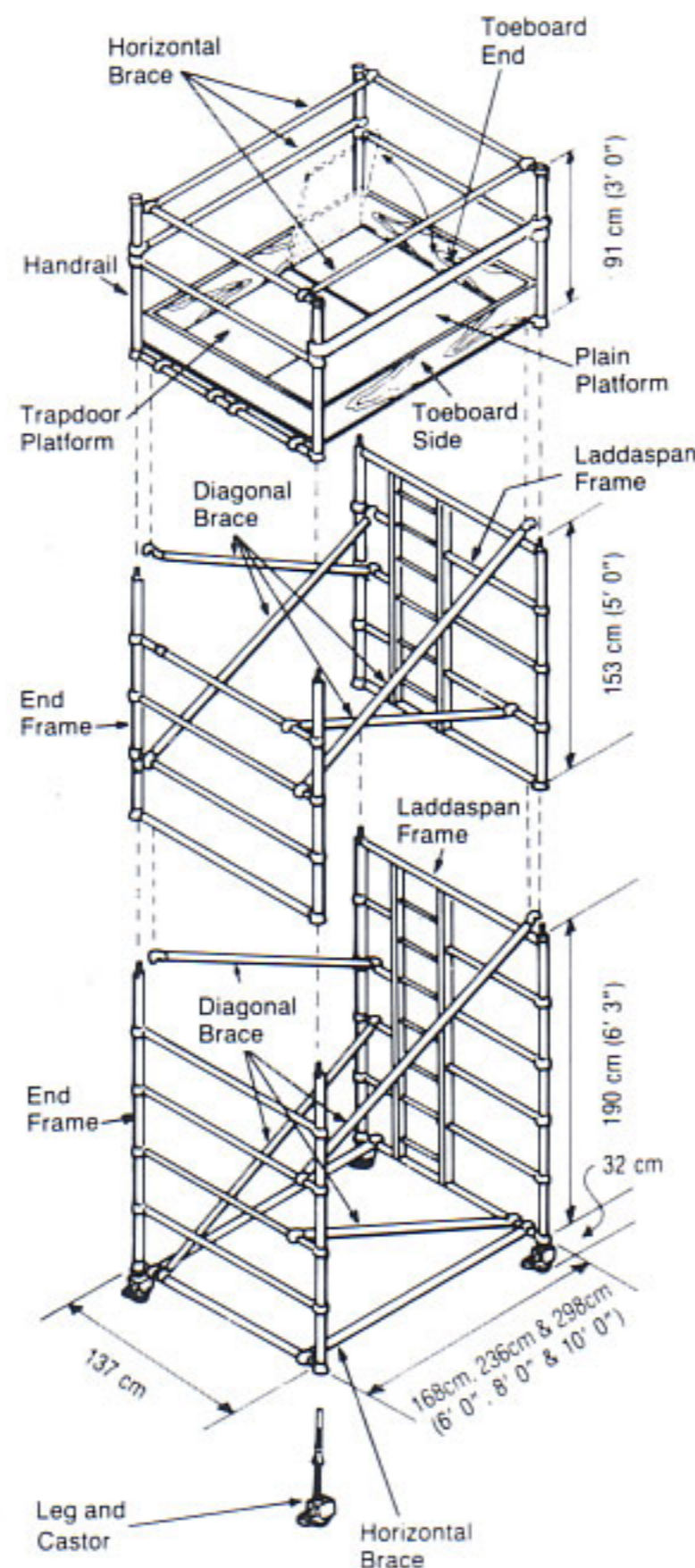
## Aluminium Towers



## Mobile Scaffold System



# Hi-Way Laddaspan Type 137



Hi-Way Type 137 double width Laddaspan towers are the most widely used aluminium scaffolds in Europe. Fully approved to HD1004, the latest European Safety Standard, they offer advanced features and the highest quality level available. With vertical ladders built in to the end frames site losses and erection times are reduced, and site personnel cannot neglect or forget to fit them. Platforms can be positioned on any rung of the frames giving increments in height of 38cm (15"), putting more jobs within easy reach.

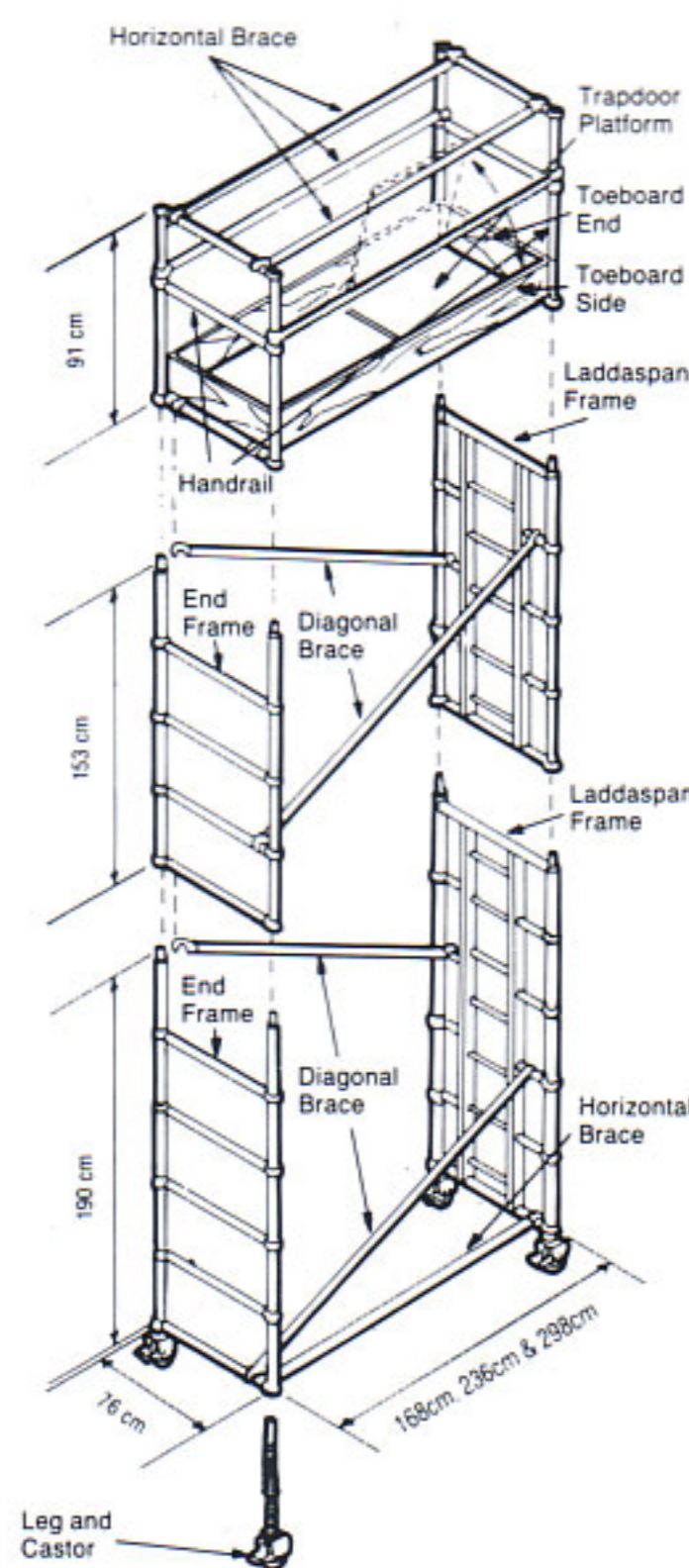
## Technical Details

Length: 1.8m (6') or 2.4m (8') or 3.0m (10')

Width: 1.37m

Safe Working Load:  
272kg per platform evenly distributed  
900kg per complete structure

# Hi-Way Laddaspan Type 76



Type 76 single width Hi-Way Laddaspan towers are designed for use in confined spaces such as narrow alleyways and corridors. They are just 76cm wide allowing them to be erected on escalators and stairs and rolled through standard doorways. Like their double width counterparts, single width Hi-Way Laddaspan towers are fully approved to HD1004 offering the same level of features and the ultimate in quality.

## Technical Details

Length: 1.8m (6') or 2.4m (8') or 3.0m (10')

Width: 0.76m


Safe Working Load:  
272kg per platform evenly distributed  
900kg per complete structure




**Fully approved to CEN HD1004 DIN 4422 DIN 4420**




# Hi-Way - Simply the best features




Positive locking brace hooks.  
Fully welded "T" piece construction for maximum durability.  
Manufactured from high quality extruded tube.



Castors lock independently of the tower's weight.  
150mm and 200mm castor options.  
Fail-safe quick release adjustable leg to cater for uneven ground.  
Tough polyurethane tyres will not mark polished floors.




Narrow plate hook for versatile operation.  
Safety platform lock for protection against high winds.  
Wisadeck non-slip boarding, effective even in wet weather.  
Aluminium lip to protect board edges.



Large trap door hatch for easy access to upper levels.  
Durable hinges for long life.  
Secure trap latch keeps platform closed in transit.  
Retaining wire prevents trap door being left open.



Automatic self priming brace hooks with simple trigger release.  
Brace to hook weld for maximum longevity.  
Robust maintenance free construction.



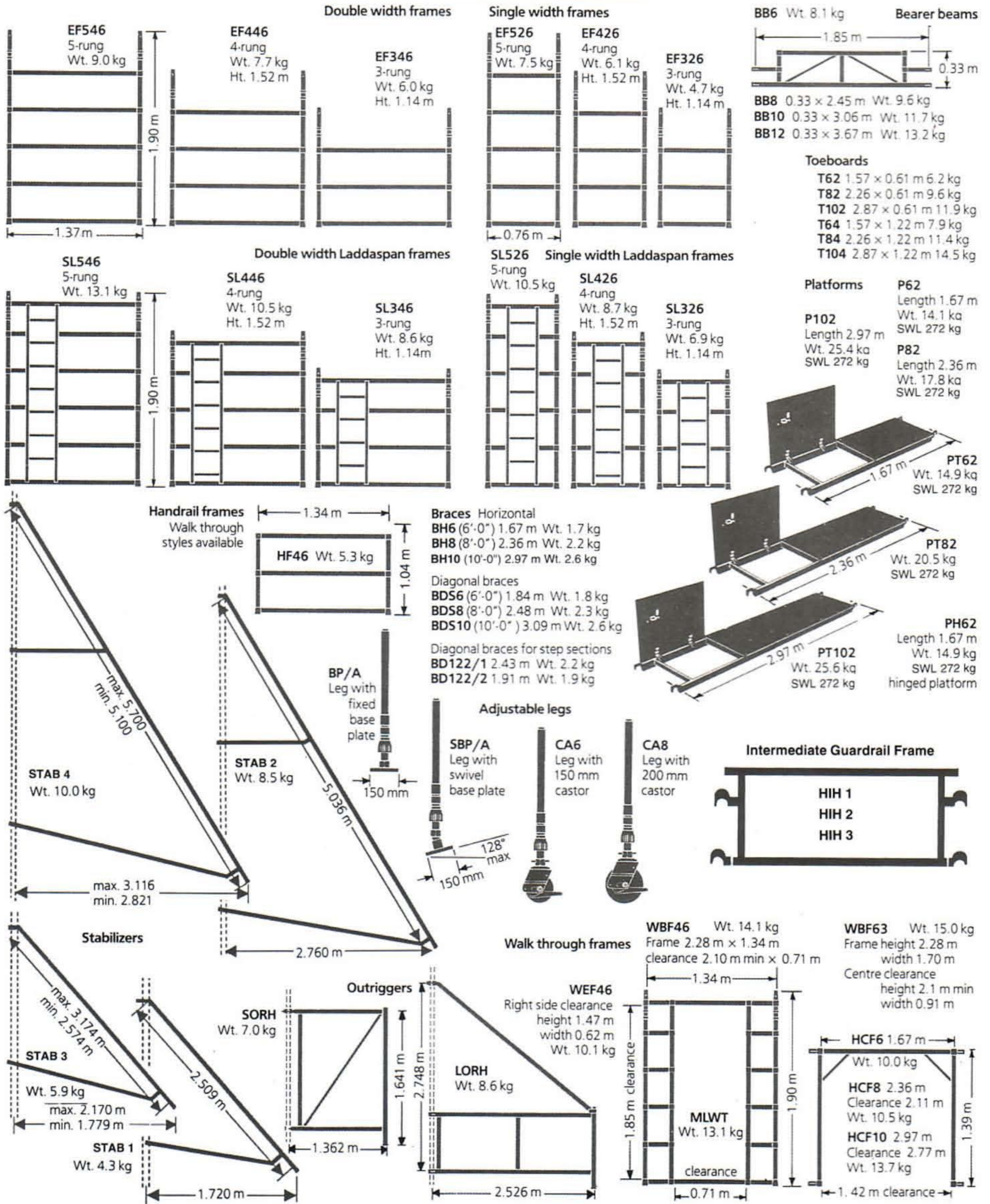
Unique Hi-Way cone and lockbolt assembly.  
Automatic interlock and quick release mechanism.  
Tapered spigot and cone makes tower construction easy. Cone shape and spigot cap protects the mechanism from cement and paint etc. for a "jam free" operation.

*...from top to bottom*





# Hi-Way Components



Försäljning genom:

**GIRMEK AB**

Björkslingan 12, 610 56 VRENA  
Tel. 0155-915 70 Fax 0155-67 91 95

E-post: info@girmek.se  
Internet: www.girmek.se