


# SRD 19" OPEN RACK



## OPEN RACK WITH FULLY ADJUSTABLE 19" RACK FRAMES

- Modular design based on horizontal aluminium profiles and vertical steel posts.
- Open racks are set on levelling feet.
- Various supplementary accessories are available as for data telecom cabinets – castors, shelves, drawers, power strips etc.

### REFERENCE CHART

HU [U = 44.45 mm]	H [mm]	Maximum load capacity [kg]	Catalogue number
24 U	1177	150	WZ-6170-01-05-011
36 U	1709	150	WZ-6170-01-06-011
42 U	1975	150	WZ-6170-01-07-011

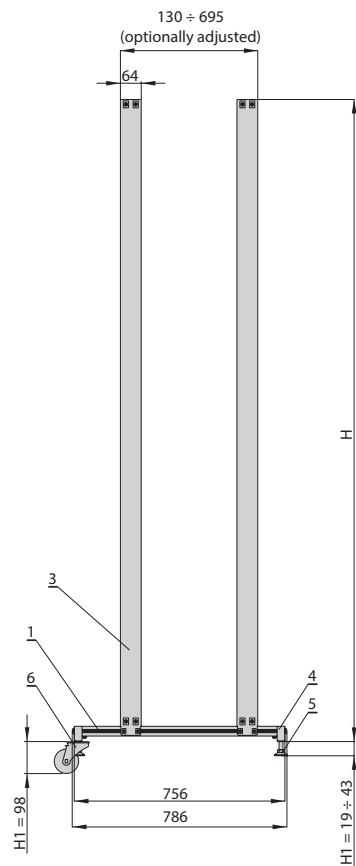
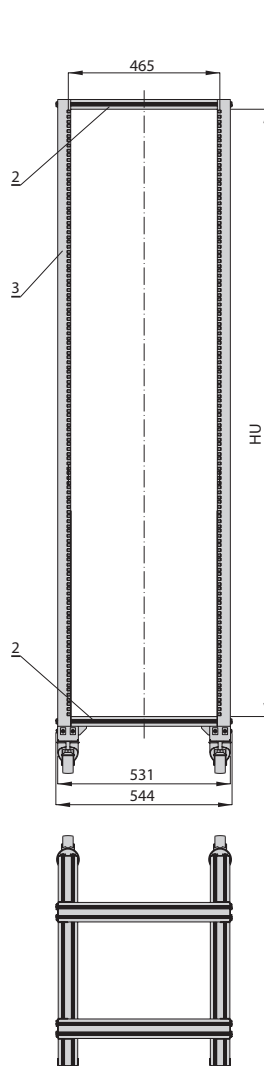
### TECHNICAL DATA

**Material**

Sheet steel,  
aluminium profile  
60 x 30 mm

**Surface finishing**

Powder paint, light grey  
(RAL 7035).  
All other colour options on  
request.



### DESIGN

1. Base profile
2. Cross profile
3. Rack's post
4. Chassis of levelling feet or castors
5. Levelling feet

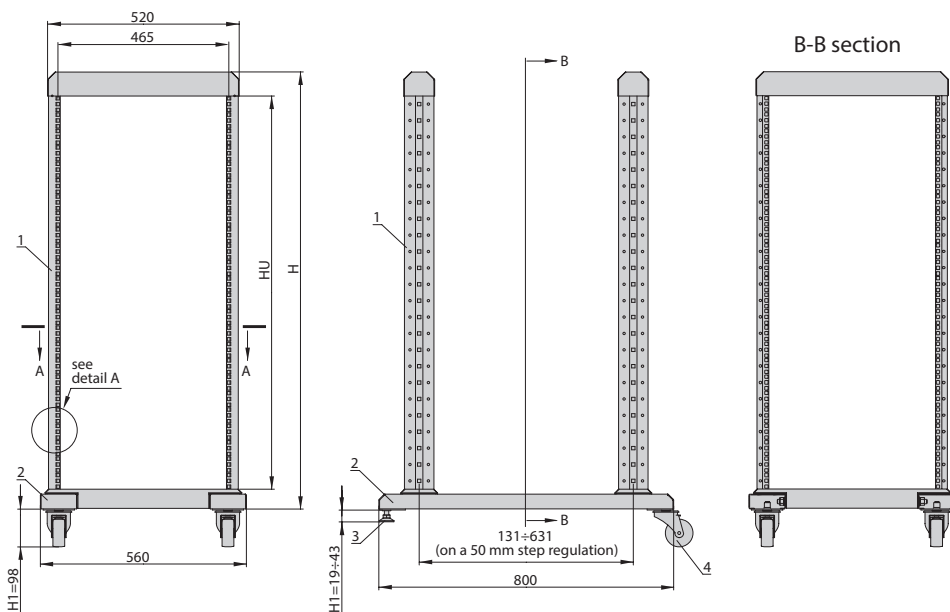

Supplementary accessories:  
6. Castors (see page 48)

### OPEN RACK WITH STEP ADJUSTABLE 19" RACK FRAMES

- Made of two 19" welded frames that are fastened to the doublepart chasis with screws.
- Positioning of the frames is based on a 50 mm pitch pattern.
- Standard rack is placed on levelling feet.
- Possibility for using some elements of supplementary equipment for data telecom cabinets – castors, shelves, drawers, power strips etc.

### REFERENCE CHART

HU [U = 44.45 mm]	H [mm]	Maximum load capacity [kg]	Catalogue number
24 U	1185	250	WZ-6026-01-01-011
36 U	1719	250	WZ-6026-01-02-011
42 U	1985	250	WZ-6026-01-04-011

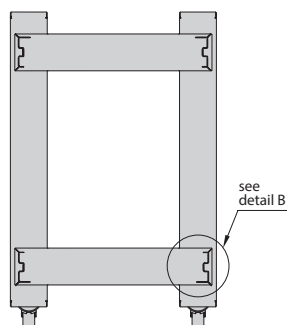


### TECHNICAL DATA

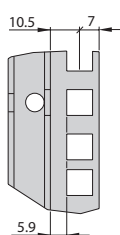
**Material**  
Sheet steel

**Surface finishing**  
Powder paint, light grey (RAL 7035).  
All other colour options on request.

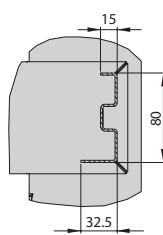
### A-A section



### Detail A



### Detail B



### DESIGN

1. 19" welded frame
2. Rack base
3. Levelling feet

Supplementary accessories:  
4. Castors (see page 48)