




www.soppec.com





Whether for sporting or other events, outdoors or inside, during the day or at night, aerosol paints and varnishes offer the most effective and practical solution for marking out and signage, for indicating hazardous areas and for many other situations that require a rapid response.

The SOPPEC event range groups together all the products you need, including special effect paints (photoluminescent, retro-reflective, thermochromic) and marking paints.

.....

SPECIAL EFFECT PAINTS	4
PHOTO LIGHT	6
REFLECT LIGHT	8
THERMO MARKER	10
TEMPO MARKER	12
TRACING SPORT	14
COMPLEMENTARY PRODUCTS	16
MARKING TROLLEY	17
ONE-WHEEL APPLICATOR	18
STENCILS	19
TAPES	20

.....



SPECIAL EFFECT PAINTS

SAFETY AND THE ENVIRONMENT - OUR PRINCIPAL PRIORITIES

- Our products are designed without CMR compounds (carcinogenic, mutagenic and toxic...) to reproduction substances of class 1A, 1B & 2 above 0.1%
- Without Hexan et Methanol, Toluen et Xylen
- Without heavy metals such as Lead (Pb), Cadmium (Cd), ...
- Without Environmental Hazard statement n° 412 : "toxic to aquatic organisms long-term damage to the ecosystem"
- Our labels are in compliance with EU regulation n° 1272/2008 and with its adaptation

ADVANTAGES

All aerosols are formulated in accordance with the rules of our triple certification.

Products can be used even under very low temperatures, thanks to our high pressure cans and specific propellant gas.

The Tempo Marker is fitted with the patented SOPPEC "TP" safety cap.

STORAGE & HANDLING

.....

Aerosols should be stored at a temperature between 15°C and 25°C and between 50% and 60% relative humidity.

Storage time before use, if stored correctly as set out above:

- 2 years for special effect paints.
- 4 years for marking paints.

Avoid exposure to temperatures above 50°C.

Keep away from sources of ignition, heat and sunlight.

As with all handling and storage operations, NO SMOKING is strongly recommended.

PACKAGING INFORMATION

.....

All our aerosols contain 650 ml gross volume for a net volume of 500 ml.

Special effect paints are delivered on film-wrapped palettes of 70 boxes, each box containing 12 aerosols.

The standard packaging for marking paints is by carton of 12 aerosols.



PHOTO LIGHT

This special effect paint is composed of photoluminescent pigments that release light in the dark, once the paint has been exposed to natural or artificial light beforehand.

It is perfect for a wide range of uses: security marking (emergency exits, safety zones in tunnels, fire extinguisher location), marking for sports or cultural events, race events and exhibitions, etc being held after dark.



REFERENCE
18100



PROPERTIES

- Can be applied to a many different surfaces and materials. It is advisable to test before applying to plastic, synthetic and painted surfaces.
- Meets DIN 67510 requirements.
- Indefinite repetition of the photo luminescent effect.
- Visible for several hours without the presence of a light source (up to 8 hours).
- Drying time: 15 to 20 min.
- Application temperature: -15°C to 50°C

SPECIFICATIONS

Composition

Binder: acrylic.

Pigments: latest generation photoluminescent pigments (offering greater persistence in both duration and intensity). Free from lead, cadmium and any radioactive material.

Solvents: complex blend free from chlorinated solvents and aromatic compounds (toluene, xylene, etc).

Propellant: specific blend of isobutane and propane.

Application method

Manually or using our purpose-designed application equipment (hand gun).

Vertical use (head-up).

Before use: shake vigorously head down.

After use: purge head down.

- If the surface being painted is not white or a very pale colour, it is advisable to apply one or two coats of white paint beforehand.

The whiter the background surface, the more luminous the marking.

- Spray at a distance of approximately 10 cm to 20 cm from a clean dry surface. Apply in light, even coats.

- The thicker the layer of PHOTO LIGHT, the more intense and long-lasting the effect.

The photoluminescence of the paint can be renewed indefinitely with no loss of quality.

Adjacent surfaces may require protection to prevent inadvertent marking (spray mist).

Health and safety

Safety data sheets are available free of charge on the internet: www.quick-fds.com.

CLP labelling with two pictographs.

Please refer to the specifications sheet for the best conditions of use for this product.



REFLECT LIGHT

REFLECT LIGHT: a retro-reflective varnish in aerosol spray format. This light-reflecting coating is highly effective in the dark. The light from any beam (torch, vehicle headlights, etc) is reflected due to diffraction by the glass microbeads present in the clear varnish.

It can be used for a wide range of different uses to create an effect similar to that of road signs: to indicate a hazardous area, to mark a pathway or other area for safety purposes, or for marking-out sports or cultural events.

It provides a simple “safety” solution when there are natural obstacles or other specific risks that need to be seen in poor visibility, whether indoors or outside.



REFERENCE
18000



PROPERTIES

.....

- Good durability over time: 6 to 12 months (depending on application surface and conditions).
- Can be applied to a wide range of surfaces (concrete, wood, asphalt, metal, stone, etc). (On plastic or painted surfaces, it is advisable to test beforehand to check compatibility).
- Application temperature: -15°C to 50°C.
 - Apply one light coat. Good adhesion.
 - Rapid drying: 5 min.
 - Immediately becomes highly reflective at night, under a direct beam of light (30 m to 40 m).

SPECIFICATIONS

.....

Composition

Binder: acrylic.

Pigments: a specific blend of several types of specially treated glass microbeads, free from lead and cadmium.

Solvents: a complex mix free from chlorinated solvents and aromatic compounds (toluene, xylene, etc).

Propellant: a specific blend of isobutane and propane.

Application method

- Apply by hand or using our application equipment (hand gun, stencils).
- Vertical use (head-up).

- Before use : shake the aerosol vigorously and continue shaking for about fifteen seconds, even after having clearly heard the ball bearings, to ensure the paint is well-mixed (particularly the glass microbeads).
 - Shake the aerosol regularly during use.
 - During and after use: purge.
 - Apply to a clean, dry surface.
 - Apply very light even coats (successive lightly applied layers) approximately 10 cm to 20 cm from the surface to develop maximum reflectivity.
- In daylight it should be barely visible.
 - It may be necessary to protect adjacent surfaces to prevent possible overspray (mist).
 - The retro-reflective effect can be verified by holding a torch at eye-level and pointing the light beam directly at the painted surface, once it is dry.

Health and safety

Safety data sheets are available on the internet free of charge: www.quick-fds.com.

CLP labelling with two pictograms.




THERMO MARKER

A heat-sensitive paint that reversibly changes from colourless to magenta red when the temperature drops below 0°C.
Thermo Marker is the ideal solution to warn of black ice when the ground is frozen. Particularly useful to draw attention in high traffic areas: local authorities, public works, city planning, car parks, logistics sites, businesses, etc).



REFERENCE
18300

.....
⚠ This product is not in stock as it is a really innovative product using very specific components. It is available only on request under conditions of quantities and lead time
.....



PROPERTIES

.....

- The application of a protective varnish further lengthens the life of the marking: THERMO PROTECT (ref. 18310).
- Dust-dry time: 30 minutes.
- Autonomy: 1m²/can, equivalent to approximately 10 stencils (ref. 451731). (An indicative value provided for information only).
- On average allow 1 aerosol of THERMO PROTECT for 1 aerosol of THERMO MARKER.
- Marking lifetime: 1 winter when a layer of THERMO MARKER (ref. 18310) protective varnish is applied.
- Application temperature: -15°C to 20°C

SPECIFICATIONS

.....

Composition

Binder: acrylic.

Pigments: reversible thermochromic pigments that change from colourless to magenta red, and back.

Solvent: mixed aliphatic hydrocarbons.

Application method

Important: avoid applying the product before or during the summer in order to ensure that it lasts through to the end of the winter.

1. Preparing the surface: apply a BASE COAT

- Thermo Marker paint should preferably be applied over a pale yellow or white background to ensure it is clearly visible when temperatures drop below freezing.

For best results, we recommend using

our yellow TRACING paint (ref. 151602) as a base coat, together with our square stencil specifically designed for the purpose (ref. 451730).

If using any other yellow/white background, a preliminary test is advisable to verify the compatibility of our THERMO MARKER paint.

- Before applying the THERMO MARKER, ensure that the surface is clean and dry (approximately 25 minutes for yellow Tracing paint).

2. Applying thermo marker

- Hold the THERMO MARKER aerosol head down and shake vigorously to thoroughly mix the paint, continue even after you can clearly hear the ball bearings.

- Apply the THERMO MARKER paint at a distance of approximately 20 cm from the surface in a minimum of 4 successive light even coats, applied in different directions for optimal coverage.

For an even more effective warning sign, we recommend using our black ice warning stencil (ref. 451731).

For improved ease of application, the product can also be applied using our SOPPEC applicator gun (ref. 432447).

3. Protection: Applying Thermo Protect

Once the Thermo Marker paint is dry, we recommend applying the protective varnish in a thin even layer over the treated surface. This reduces the sensitivity of the thermochromic pigments to UV rays and increases the lifetime of the Thermo Marker marking.

TEMPO MARKER

FLUO

1 MONTH

Chalk-based temporary fluorescent marker [1 MONTH]

Useful when signage and marking-out is only required for a very short time.
With its specific chalk-based formula the colour is rapidly eliminated
through natural UV exposure. This can be accelerated by mechanical action
(brushing, water jet, low pressure cleaner, etc) to ensure the complete removal of the marking.

ORANGE FLUO
141716



BLUE FLUO
141719



CHERRY FLUO
141725





PROPERTIES

.....

Can be used on many different surfaces: concrete, grass, wood and asphalt.

A particularly robust safety cap (no rupture if a full aerosol is dropped from a height of 1.50m).

- Highly fluorescent, visible from a distance.
- Marking duration: from a few days to 1 month maximum
- Rapid drying: approximately 10 min.
- Temperature range: -20 to 50°C
- Natural elimination of the colour completed by mechanical action (water jet, low pressure cleaner, brushing, etc).

SPECIFICATIONS

.....

Composition

Binder: acrylic.

Pigments: mineral and organic specifically selected to facilitate rapid degradation due to UV exposure.

Solvents: complex blend free from chlorinated solvents and aromatic compounds.

Propellant: specific blend of isobutane and propane.

Application method

Manually or using our marking accessories (One-wheel applicator & hand gun).

Before use: shake vigorously head down.

After use: purge head up.

Health and safety

Safety data sheets are available free of charge on the internet: www.quick-fds.com.

No paint mist or drips during use thanks to the patented SOPPEC safety cap.

CLP labelling with two hazard pictograms.



TRACING SPORT

 12 MONTHS

TRACING® SPORT [750ml]

TRACING® Sport, the line marking solution specifically designed for multisport grass sports fields.
TRACING® Sport is available as a 750 ml aerosol (net volume)
and meets the most demanding requirements for high quality marking.
TRACING® Sport is applied using a marking trolley specifically designed for grass sports fields.

WHITE
151800SPO



BLUE
151801SPO



YELLOW
151802SPO



BLACK
151803SPO



RED
151804SPO



GREEN
151805SPO



Line width 4 cm to 10cm	1 x 750 ml aerosol	
	1 coat	2 coats
slow pass	75m	37m
fast pass	110m	55m



PROPERTIES

.....

Crisp and precise marking thanks to its purpose-designed nozzle

- Rapid drying (15-20 min)
- Excellent coverage
- Specially-designed formulation that will not damage the grass
- Weatherproof for long-term marking
- Temperature of use : +5 à 50°C.

SPECIFICATIONS

.....

Storage & Handling

Aerosols should be stored between 15°C and 25°C and between 50% and 60% relative humidity.

Do not expose to temperatures above 50°C. Keep away from sources of ignition, heat and sunlight.

As with any other handling and storage operations, **NO SMOKING** is very strongly recommended.

Composition

Binder: acrylic

Pigments: mineral and organic, lead and cadmium-free

Solvents: a complex blend free from chlorinated solvents and aromatic compounds (toluene, xylene, etc)

Propellant: a specific mix of isobutane and propane

Application method

Manually or using our application equipment (4-wheel marking trolley, hand gun, see page 15)

Drying Time: 15 to 20 min

Health and Safety

Safety data sheets are available free of charge on the internet: www.quick-fds.com
CLP labelling with a single pictograph.



GENERAL CONDITIONS FOR USE

.....

For a good quality line, the first coat should be applied quickly (print layer); however the second and optional third coats should be applied more slowly to obtain the desired coverage.

For maximum visibility, a 2-coat application (with a rapid first application) is recommended.

Marking applied to wet or damp grass will have a shorter life.

Whenever possible apply to dry ground.

RECOMMENDATIONS FOR USE

.....

- Use head down, adjust the position of the aerosol in the equipment used to give an application height that produces the desired line width.

- **BEFORE USE:** Shake the can vigorously in an upside down position to thoroughly mix the paint, continue shaking even after having clearly heard the ball bearings.

- **AFTER USE:** Purge head up (until gas only comes out) to clean the valve and nozzle.

COMPLEMENTARY PRODUCTS AND ACCESSORIES

.....

A range of marking accessories is available to facilitate the application of Soppec event products (line-marking trolley, marking wand).
A range of stencils is also available for marking symbols (arrows, numbers, etc), together with warning tapes to delimit the event area, if required.



MARKING TROLLEY




This trolley is specially designed for marking-out grass sports fields. It can also be used on other surfaces using products from the Tracing range.

PROPERTIES

- A very strong chassis and four pneumatic wheels giving good stability during marking.
- Adjustable spray height to give line widths of 5 cm to 12 cm. Ideal for marking grass multisport fields.
- Comfortable to use with height-adjustable double handlebars that are offset to give a clear view of the line during marking. (The handlebars can be dismantled for easy transport).
- Storage for an additional 6 aerosols.
- Wind protection.
- Marking accessories (straight lines/circles): cord reel and pickets.

REFERENCE
441610



ONE-WHEEL APPLICATOR

The new SOPPEC One-wheel applicator responds to the needs of the most demanding professionals looking for efficient line marking.

PROPERTIES

- Flexible, lightweight and ergonomic thanks to the choice of the materials used and a design that focuses on user comfort.
- It can be personalised to your own brand (depending on quantities).
- Adaptable to suit all sizes of aerosols, it is an essential tool for any worksite.

1

Begin by preparing the aerosol for spraying: shake and open or remove cap.



2

Press on the arrow to move the slider back.



3

Position the bottom of the aerosol between the groove and the end stop.



4

Press on the arrow to move the slider forward and place the nozzle correctly in contact with the orange spray element.



5

Press the spray trigger.



6

To remove the aerosol, press on the arrow and move



REFERENCE
441617



STENCILS



A range of stencils for identification purposes or to mark symbols.
They are reusable after cleaning with a solvent.

DISABLED 0.25 X 0.30
REF. 451720

“STOP” SYMBOLS
REF. 451729

2 ARROWS TAILS
REF. 451727

SQUARE 500 X 500
REF. 451730

PEDESTRIAN CROSSING
860 X 530
REF. 451756

SYMBOL NUMBERS 0 TO 9
REF. 451722

DISABLED SYMBOL
REF. 451721

CYCLE LANE 860 X 530
REF. 451755

LETTERS K TO T
REF. 451724

LARGE ARROW HEAD
REF. 451726

TRIANGLE + SLIPPERY
SURFACE REF. 451732

LETTERS A TO J
REF. 451723

LETTERS U TO Z
REF. 451725

SCHOOL WARNING SYMBOL
REF. 451728

SNOWFLAKE TRIANGLE
(300 X 295)
REF. 451731



WARNING TAPE

Warning tape to ensure safety on any building or worksite, or for marking-out events (races, hiking, event car parks).

**STANDARD
RED/WHITE
REFERENCE 45171IC**



**STANDARD
YELLOW/RED
REFERENCE 45170IC**



**UNTEARABLE
RED/WHITE
REFERENCE 451704**




"STANDARD"


- Choice of two colours, red/white or yellow/red.
- Dimensions: 100 m x 50 mm.

"UNTEARABLE"

- Stronger than standard tape.
- Ideal for marking-out.
- Dimensions: 500 m x 75 mm.









SOPPEC

Distribué par/ Distributed by :

**Technima Central
Kreuzerweg 77955 Ettenheim
GERMANY
T. +49(0) 7822 789 00 10**

**Technima Nordic
Krokslätts torg 5 SE-431 37 Mölndal
SWEDEN
T. +46 (031) 102 190**

**Technima Benelux
Hambakenwetering 22A
5231 DC 's- Hertogenbosch
NETHERLANDS
T. +31 736 314 345**

**CIA Technima SUD EUROPA
SRL- Via Santa Brigida,
43- 10060 Roletto (TO)
ITALY
T. +39 0121 542 542**

**Soppec
Z.I. 16440 NERSAC
FRANCE
Tél. +33 (0)5 45 90 93 12
Fax. +33 (0)5 45 90 58 67**

www.soppec.com